
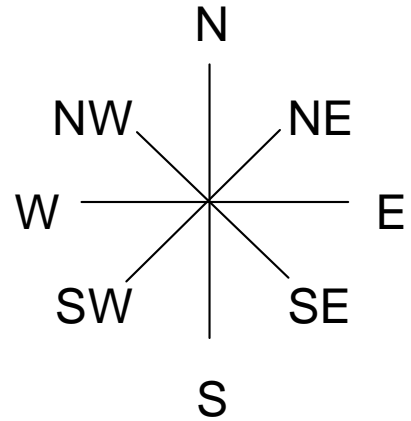
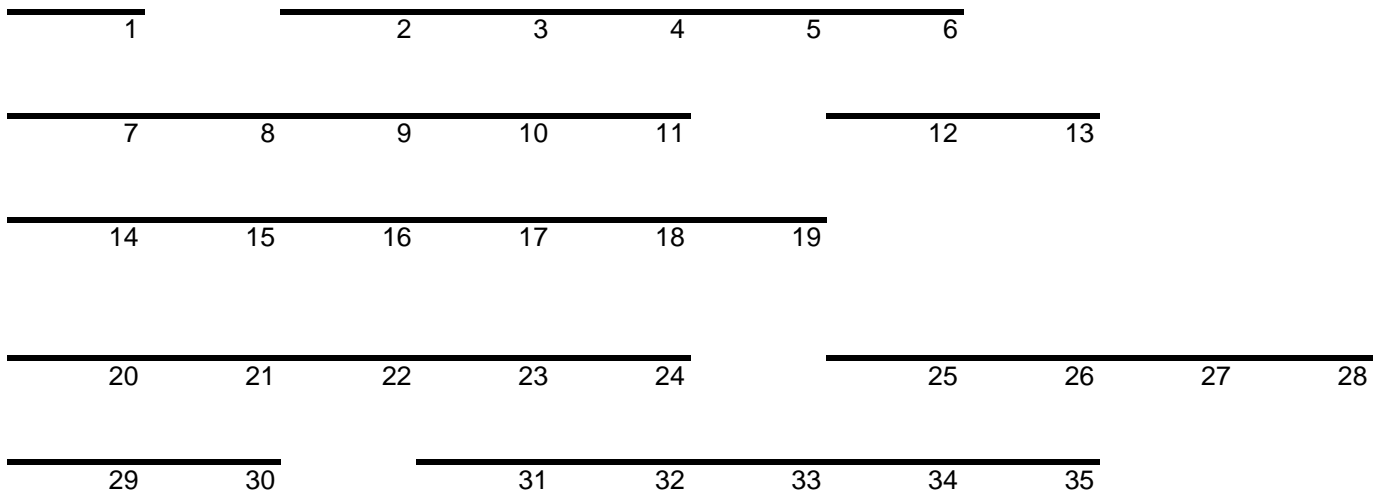


To The Ends Of The Earth With St. Therese!

D	W	L	J	P
U	I	R	O	C
V	G		Y	H
Q	E	T	S	F
A	K	N	B	M




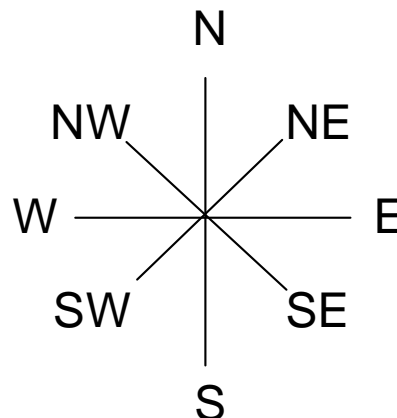
- | | | | | | | | |
|----|-----|----|-----|----|-----|----|-----|
| 1 | NW1 | 11 | NW2 | 21 | NE1 | 31 | SW1 |
| 2 | SE1 | 12 | SE2 | 22 | NW1 | 32 | SW2 |
| 3 | E2 | 13 | E1 | 23 | S2 | 33 | N1 |
| 4 | SW2 | 14 | E2 | 24 | W1 | 34 | S1 |
| 5 | N2 | 15 | SW1 | 25 | W1 | 35 | E2 |
| 6 | N2 | 16 | SW2 | 26 | NE1 | | |
| 7 | SE1 | 17 | W2 | 27 | NE1 | | |
| 8 | NE2 | 18 | SW1 | 28 | NW2 | | |
| 9 | SW1 | 19 | S2 | 29 | NE1 | | |
| 10 | S2 | 20 | NW2 | 30 | S2 | | |



Start at the centre (the rose) to find the letters needed to solve the puzzle!
 From the centre you go northwest one square to the letter I. Put that above #1.

To The Ends Of The Earth With St. Therese!

D	W	L	J	P
U	I	R	O	C
V	G		Y	H
Q	E	T	S	F
A	K	N	B	M



- | | | | | | | | |
|----|-----|----|-----|----|-----|----|-----|
| 1 | NW1 | 11 | NW2 | 21 | NE1 | 31 | SW1 |
| 2 | SE1 | 12 | SE2 | 22 | NW1 | 32 | SW2 |
| 3 | E2 | 13 | E1 | 23 | S2 | 33 | N1 |
| 4 | SW2 | 14 | E2 | 24 | W1 | 34 | S1 |
| 5 | N2 | 15 | SW1 | 25 | W1 | 35 | E2 |
| 6 | N2 | 16 | SW2 | 26 | NE1 | | |
| 7 | SE1 | 17 | W2 | 27 | NE1 | | |
| 8 | NE2 | 18 | SW1 | 28 | NW2 | | |
| 9 | SW1 | 19 | S2 | 29 | NE1 | | |
| 10 | S2 | 20 | NW2 | 30 | S2 | | |

<u>I</u>		<u>S</u>	<u>H</u>	<u>A</u>	<u>L</u>	<u>L</u>	
1		2	3	4	5	6	
<u>S</u>	<u>P</u>	<u>E</u>	<u>N</u>	<u>D</u>		<u>M</u>	<u>Y</u>
7	8	9	10	11		12	13
<u>H</u>	<u>E</u>	<u>A</u>	<u>V</u>	<u>E</u>	<u>N</u>		
14	15	16	17	18	19		
<u>D</u>	<u>O</u>	<u>I</u>	<u>N</u>	<u>G</u>		<u>G</u>	<u>O</u>
20	21	22	23	24		25	26
						<u>O</u>	<u>D</u>
						27	28
<u>O</u>	<u>N</u>		<u>E</u>	<u>A</u>	<u>R</u>	<u>T</u>	<u>H</u>
29	30		31	32	33	34	35

Start at the centre (the rose) to find the letters needed to solve the puzzle!
 From the centre you go northwest one square to the letter I. Put that above #1.